

Unfolding of LEADER in the new Member States. Greatest challenges and future perspectives

-

SLOVENIA CASE

Alina Cunk Perklič

Ministry of Agriculture, Forestry and Food, Slovenia

Head of CLLD Coordination Committee

CONTENT

- 1. Bottom-up approach 1991-2003**
- 2. LEADER 2007-2013**
- 3. LEADER/CLLD 2014-2020**
- 4. CHALLENGES FOR 2021-2027**

BOTTOM-UP APPROACH 1991-2003

1. INTEGRATED RURAL DEVELOPMENT AND VILLAGE RENEWAL PROGRAMMES 1991-1996

- Results: 300 projects implemented
- Issue to address: *solving questions only in a small community or a village and no proper knowledge on project implementation*

2. REGIONAL RURAL PROGRAMMES 1996-2003

- combination of development goals of at least three municipalities
- formal and effective cooperation and networking
- knowledge of project preparation, finance planning and implementation
- Results: 19 projects in 118 municipalities,
20 projects of Wine roads of Slovenia in 76 municipalities

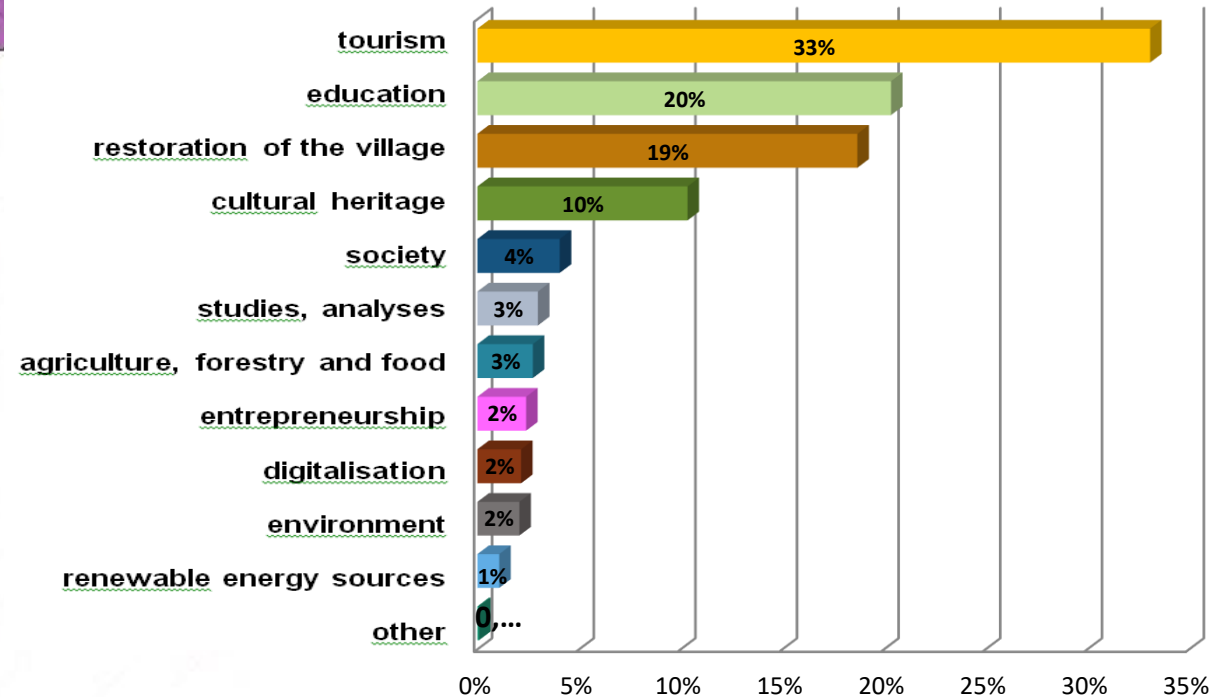
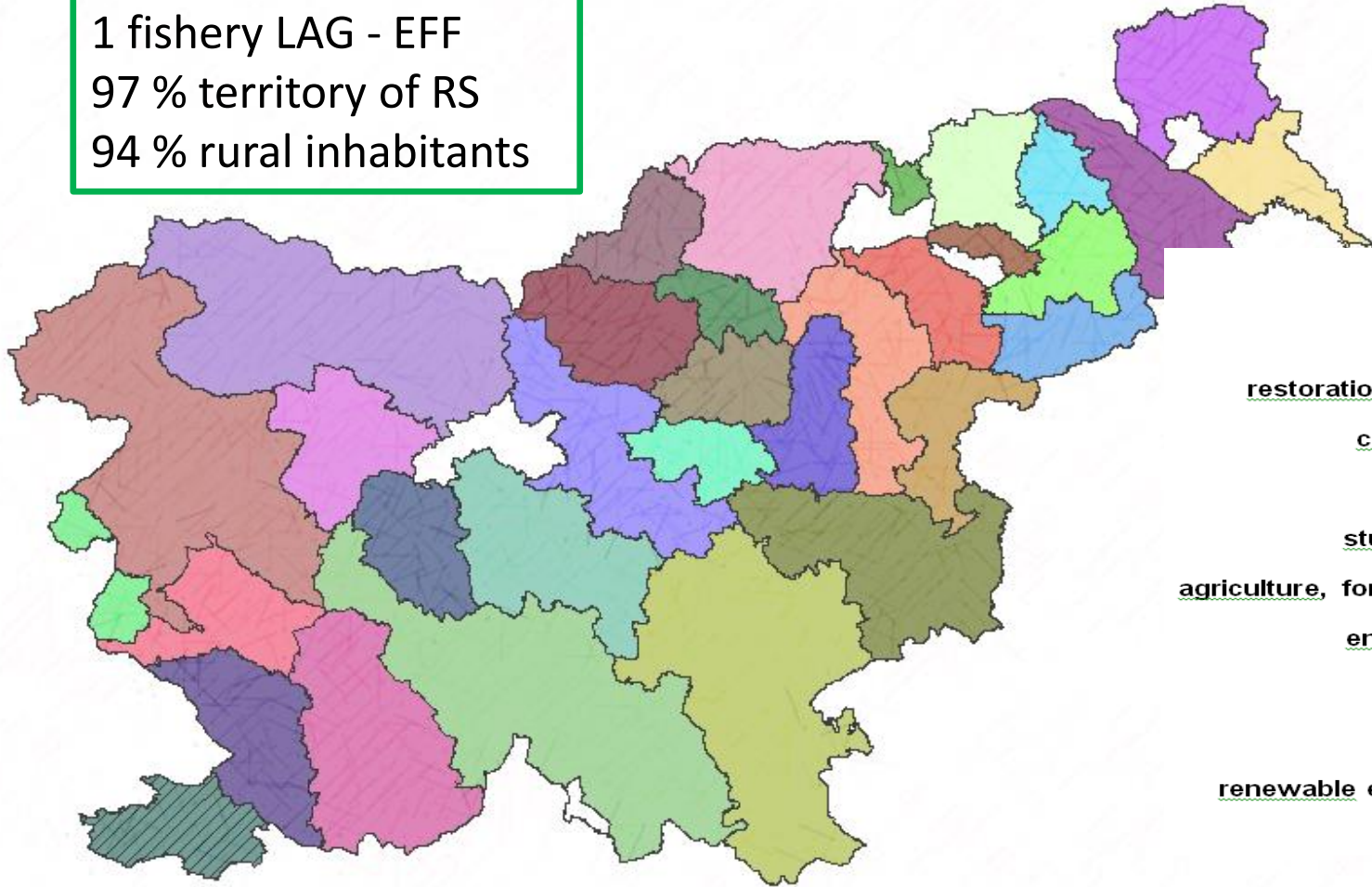


LEADER 2007-2013

33 LAG - EARDF
1 fishery LAG - EFF
97 % territory of RS
94 % rural inhabitants

EAFRD:
1.400+ projects
Paid 30,7 MIO EUR (98% of available funds)

EFF:
20 projects
Paid 2,7 MIO EUR (96,5% of available funds)



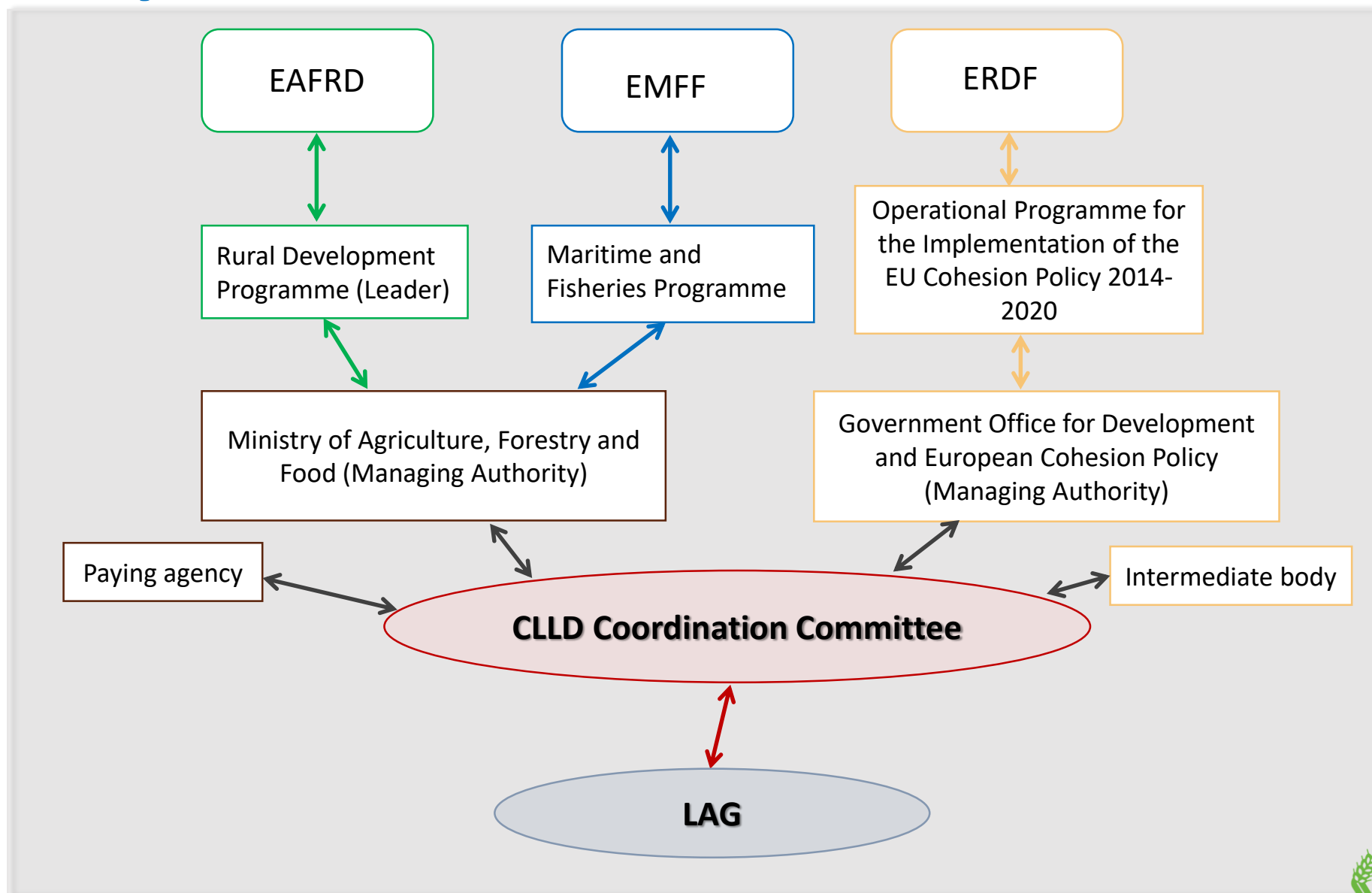
LEADER 2007-2013

Lessons Learned



- LAGs more or less a closed circle of stakeholders, not very much known to wider number of inhabitants – lack of animation
- Municipalities played a disproportionate role
- Projects implemented more or less as investment projects on rural areas
- Less cooperation among different stakeholders and partnership-based approach to rural development
- Lack of an integrated territorial development – rural development should be a complex process with many actors and with economic, social and cultural dimensions

LEADER/CLLD 2014-2020



LEADER/CLLD 2014-2020

CLLD Coordination Committee:

- Representatives of EAFRD MA, ERDF MA, EMFF MA, paying agency, intermediate body
- Headquarters: Ministry of Agriculture, Forestry and Food
- Enables coordination and data exchange between different bodies
- Approval of Local Development Strategies
- Communication to LAGs – one door in for LAGs
- Coordination of national regulation:

Decree on the implementation of community-led local development
in the programming period 2014-2020

- Monitoring the implementation of CLLD on a LAG level

LOCAL DEVELOPMENT STRATEGY - SELECTION AND APPROVAL

Ministry of Agriculture, Forestry and Food (CLLD Coordination Committee) published a **call for the selection of LAG and LDS** in 2015

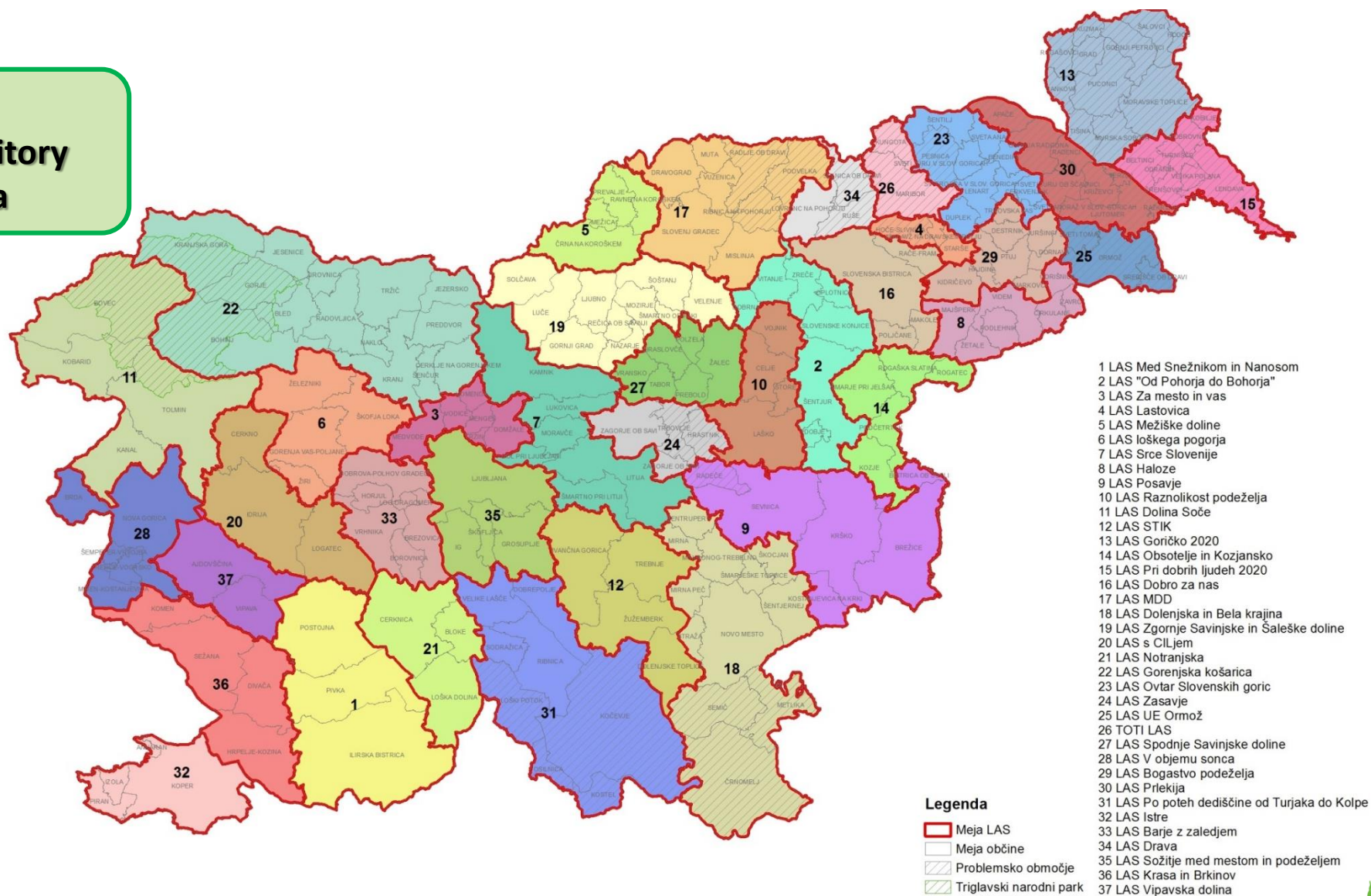
Joint selection procedure for all three funds



- 37 LDS selected by 30th October 2016 = all 37 LAGs multi-fund areas:
 - 33 LAGs – EAFRD, ERDF
 - 4 LAGs - EAFRD, ERDF, EMFF

LOCAL ACTION GROUPS 2014-2020

37 LAGs –
entire territory
of Slovenia

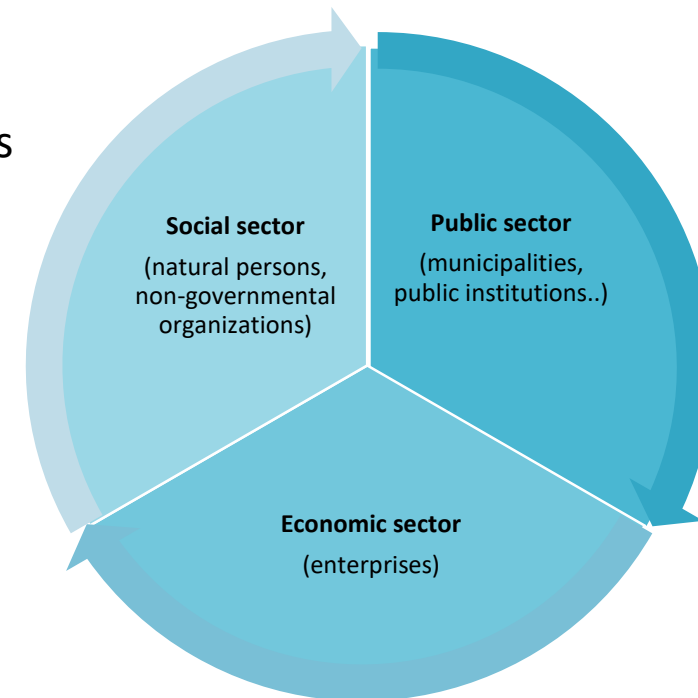


LOCAL ACTION GROUP

Local partnership – organised as a **contractual partnership** – **tripartite structure** – non of any single interest group represents more than 49 % of the voting rights

Eligibility criteria for LAG:

- Formed in areas with common local needs and challenges, dealing with special geographical and demographic problems
- A homogeneous geographic and functional area (the area of an individual municipality must not be divided between several LAGs).
- The area has to include between 10.000 and 150.000 inhabitants.
- LAG prepares LDS for entire programming period.
- LAG has to determine the lead partner.



LEADER/CLLD IMPLEMENTATION

PREPARATORY SUPPORT

Purpose of the support:

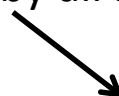
- training local interested parties
- studying the area in question
- activities related to the preparation of an LDS, including the advisory services and activities related to consultations with interested parties
- administrative costs during the preparation of the LDS

Beneficiaries: LAGs which prepared LDS

Flat rate support (funded proportionate by all included funds)



20.000 EUR for the
confirmed LDS



10.000 EUR for the
unconfirmed LDS

LEADER/CLLD IMPLEMENTATION

RUNNING COSTS AND ANIMATION

Funded by lead fund - unique regulations, SCOs

Purpose of the support:

- Co-financing running costs incurred during the management and operation of LAGs
- Animation of the LAG area and aid to potential beneficiaries for the development of ideas and preparation of operations

Beneficiaries:

LAG

Conditions of eligibility:

costs of animation comprises at least 25%

Support rate:

Up to 100% of eligible costs

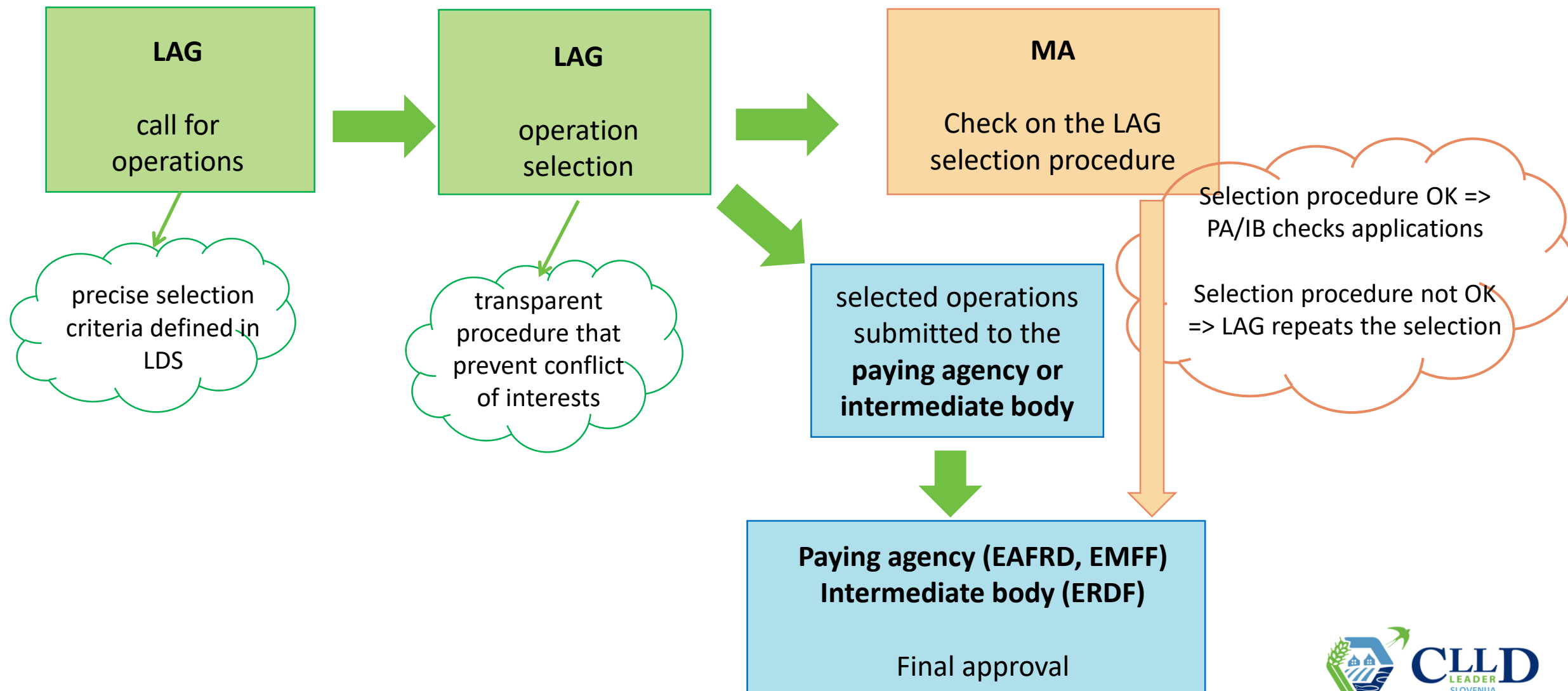
LAG may claim lower support rate

Amount of support:

LAG may earmark up to 20% of total budget for running cost and animation

LEADER/CLLD IMPLEMENTATION

Submeasure 19.2.: SELECTING OPERATIONS



LEADER/CLLD IMPLEMENTATION

COOPERATION ACTIVITIES OF THE LOCAL ACTION GROUPS/I

Purpose of the support

Co-finance the costs of LAGs for the implementation of the cooperation activities between LAGs.

Beneficiaries:

LAGs from Slovenia

Partners:

LAGs from Slovenia or other EU regions or any other public-private partnership from EU area or third countries.

Support rate

85% of operations eligible costs (EAFRD/EMFF)

80% of operations eligible costs (ERDF)



EMFF/ERDF: cooperation activities included in LDS

LEADER/CLLD IMPLEMENTATION

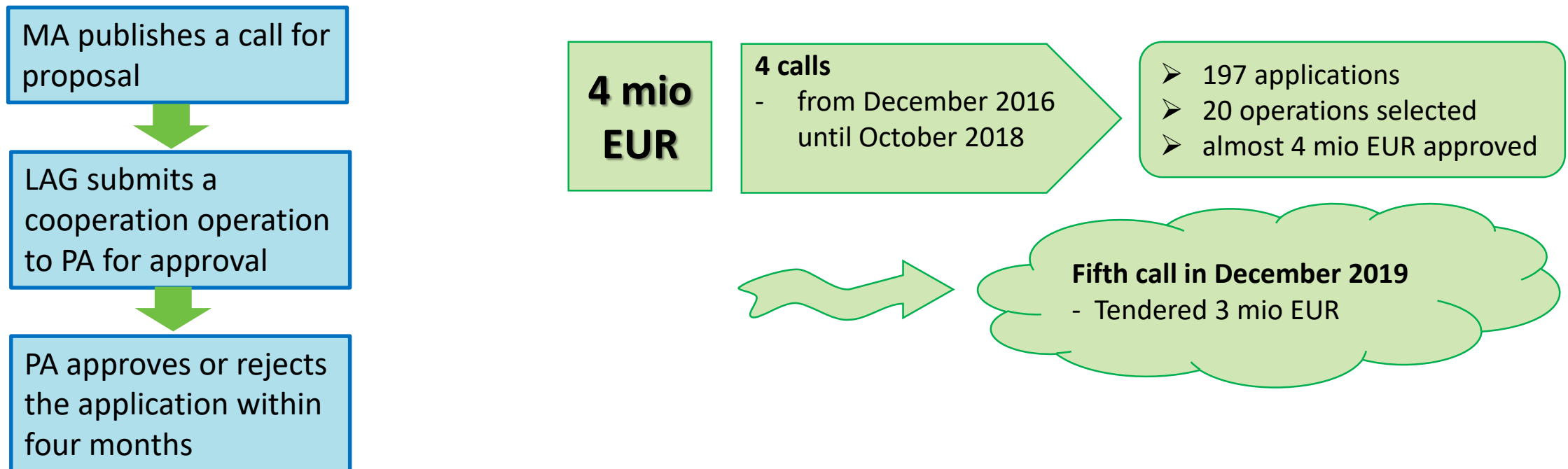
COOPERATION ACTIVITIES OF THE LOCAL ACTION GROUPS/II

Amount of support (EAFRD): 7 million EUR for the entire programming period (+ 3 mio EUR in 2019)

Lowest amount for support 5.000 EUR

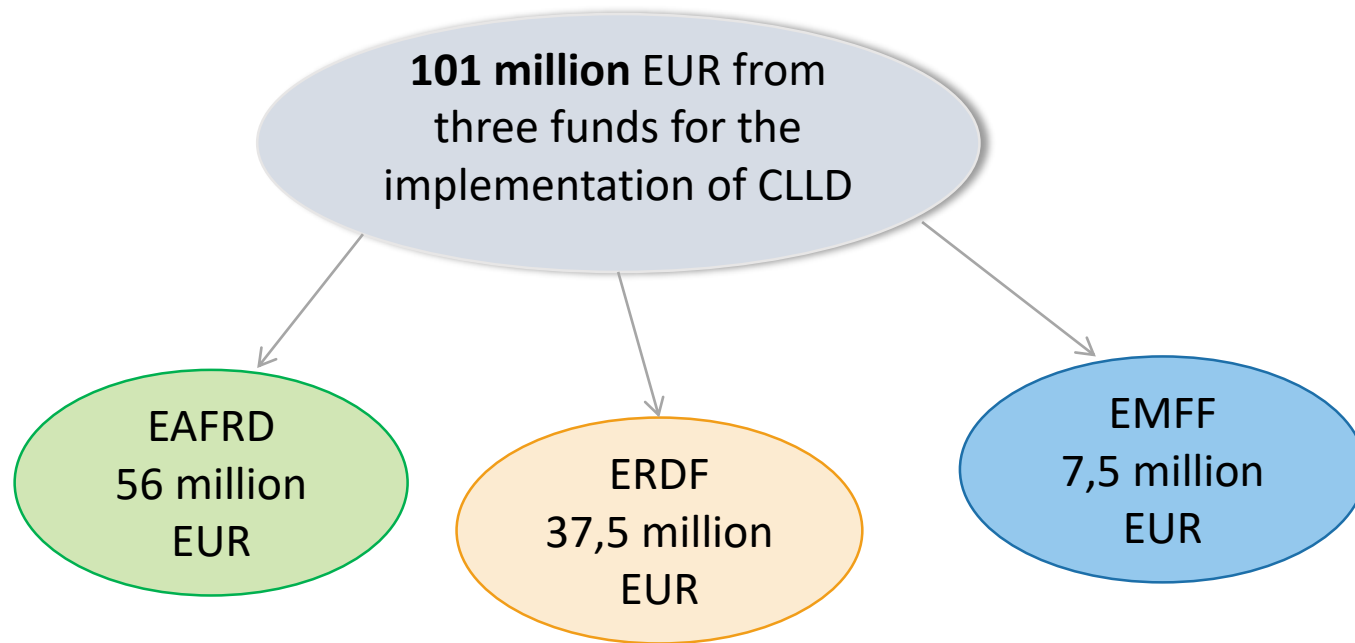
Highest amount of support 100.000 EUR for individual operation per LAG

Individual LAG can submit more than one application



LEADER/CLLD – FINANCIAL IMPLEMENTATION

LEADER is implemented as a part of **joint CLLD approach** – combination of different financial resources



Financial resources in LDS are allocated for the implementation **four submeasures**:

- **19.1: Preparatory support** – covered by all in the LDS included funds
- **19.2: Implementation of operations** under the CLLD strategy
- **19.3: Preparation and implementation of cooperation activities** of the local action group
- **19.4: Running costs and animation** – covered by the lead fund

LEADER/CLLD IMPLEMENTATION

STATE OF PLAY (30th September 2019)

	funds allocated				selected public eligible costs of operation (% of funds allocated)				payments (% of funds allocated and % of selected eligible costs)			
	EAFRD	ERDF	EMFF	total	EAFRD	ERDF	EMFF	total	EAFRD	ERDF	EMFF	total
19. Preparatory support	401.663,00	309.169,44	29.168,05	740.000,49	100%	100%	100%	100%	100%	100%	100%	100%
19.2 Implementation of operations	31.101.622,00	27.782.027,82	5.612.695,96	64.496.345,78	53%	47%	57%	51%	13%	15%	4%	13%
19.3 Cooperation activities	3.884.861,00	554.761,16	178.658,00	4.618.280,16	100%	43%	57%	91%	24%	32%	7%	26%
19.4 Running costs and animation	11.093.666,00	2.032.213,54	840.794,00	13.966.673,54	100%	100%	100%	100%	13%	71%	4%	14%
Total	46.481.812,00	30.678.171,96	6.661.316,01	83.821.299,97					31%	30%	6%	16%
% of total	83%	82%	87%	83%								

LEADER/CLLD 2014-2020



1. New implementation model => three funds in one LDS

- **Complicated approval of LDS** => delay in starting the implementation
 - ⇒ simple approval procedure
 - ⇒ good definition of a LDS structure at the very beginning
- **Coordination** on all levels of implementation
 - ⇒ good coordination between MAs , paying agencies, intermediate bodies, DGs, LAGs is essential
 - ⇒ a coordination body should be established at the very beginning

2. Administrative procedures

- **Complex and different procedures** and methods of implementation per separate funds => long control procedures and late payments => big burden of bureaucracy, less resources
 - ⇒ unique rules for CLLD – harmonisation of procedures
 - ⇒ national CLLD legislation
 - ⇒ „lead fund“
- **Different IT systems** for administrative procedures
 - ⇒ common IT system for all funds

LEADER/CLLD 2014-2020



3. Basic LEADER principles and approach

- Bottom-up approach ≠ principles of „main“ fund interventions

4. Administrative capacity of LAGs

- **Lack of qualified LAG staff** - > proper knowledge of all regulations of EU funds implemented in CLLD
 - ⇒ appropriate and qualified LAG staff defined at the beginning of the programming period
 - ⇒ role of LAGs in the implementation process should be clear at the beginning of the programming period
 - ⇒ capacity building for LAGs (constant trainings and communication)

5. Lack of an integrated territorial development – rural development should be a complex process with many actors and with economic, social and cultural dimensions

- ⇒ all EU funds included in CLLD => “critical mass” from each fund needed, otherwise no sense

CLLD 2014-2020 - *Lessons learned*

1. CLLD - strengthening the cooperation between the EU funds
2. CLLD - strengthening the cooperation between MAs
3. CLLD - strengthening the cooperation between LAGs
4. CLLD - strengthening the vertical cooperation between all stakeholders (MA, PA, LAG)
5. CLLD - a possibility and promotion of an integrated territorial and inter-sectoral development



CHALLENGES FOR 2021-2027

- Integrated territorial development - single fund vs. multi-fund approach
- Fully integrated CLLD approach – including ESF
- Simplification of procedures - additionally to SCO methods there is a need to simplify the procedures on all levels
- Moving CLLD from hierarchy to cooperation
- ???



The logo for CLLD LEADER SLOVENIJA is positioned in the background. It features a stylized green bird at the top, a green sheaf of wheat on the left, and a blue house with a chimney in the center. Below these elements are blue wavy lines representing water and a blue fish. The text 'CLLD' is in large blue letters, 'LEADER' is in green, and 'SLOVENIJA' is in blue.

THANK YOU FOR ATTENTION!

Alina Cunk Perklič

Head of CLLD Coordination Committee
Ministry of Agriculture, Forestry and Food

alina.cunk-perklic1@gov.si

clld.mkgp@gov.si