

# **FARNET and fisheries CLLD**

*Past, present and future...*

Pedro Brosei, FARNET Support Unit

1st International conference on practical and  
theoretical implications of LEADER/CLLD  
in South-East Europe  
November 20/22, 2019, Opatija, Croatia

# FARNET: The European Fisheries Areas Network

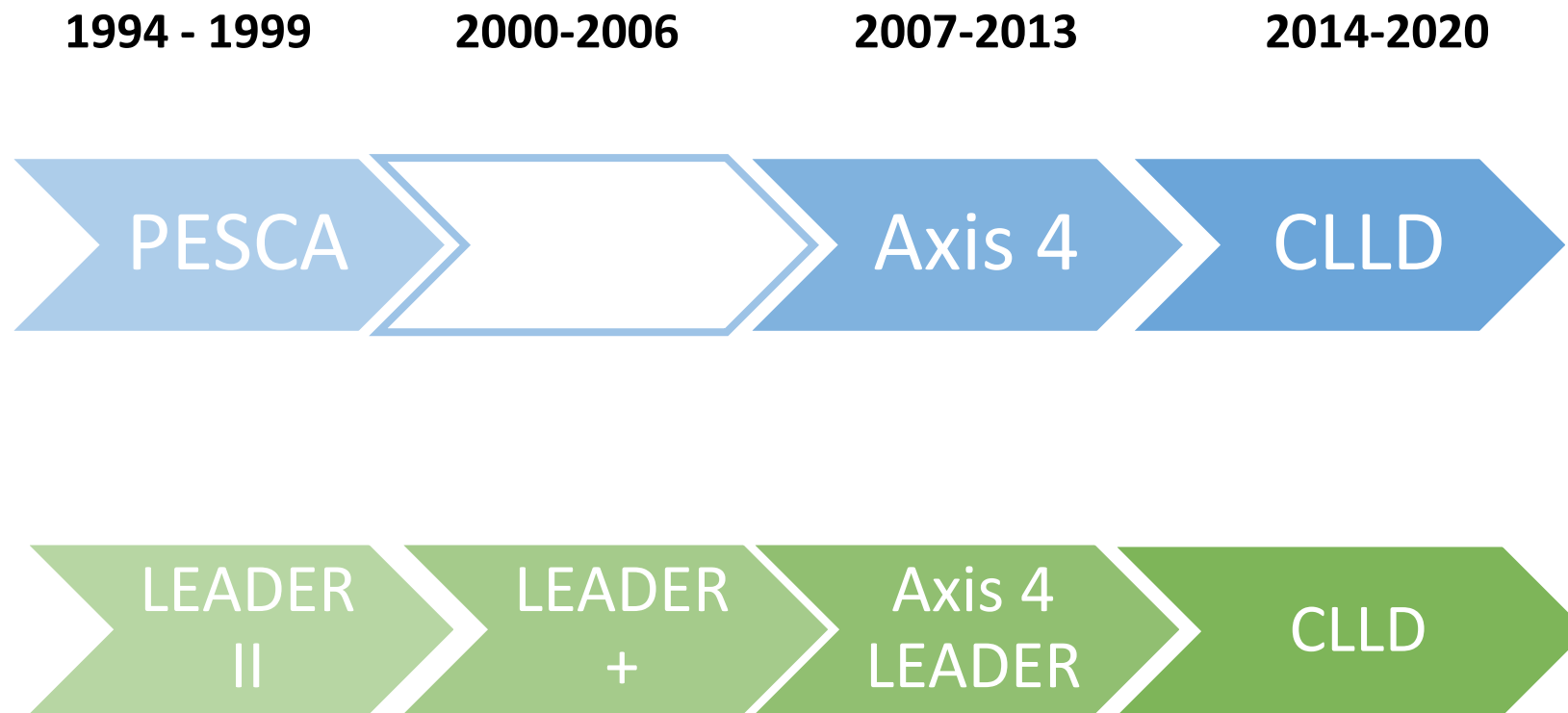
- FLAGs
  - NNs
  - IBs / MAs
  - European Commission
  - Other stakeholders
- **The FARNET Support Unit**
- A permanent team of 10
  - A Geographic Expert per MS
    - Information dissemination
    - Exchange of experience and best practice
    - Capacity building
    - Support to FLAG cooperation



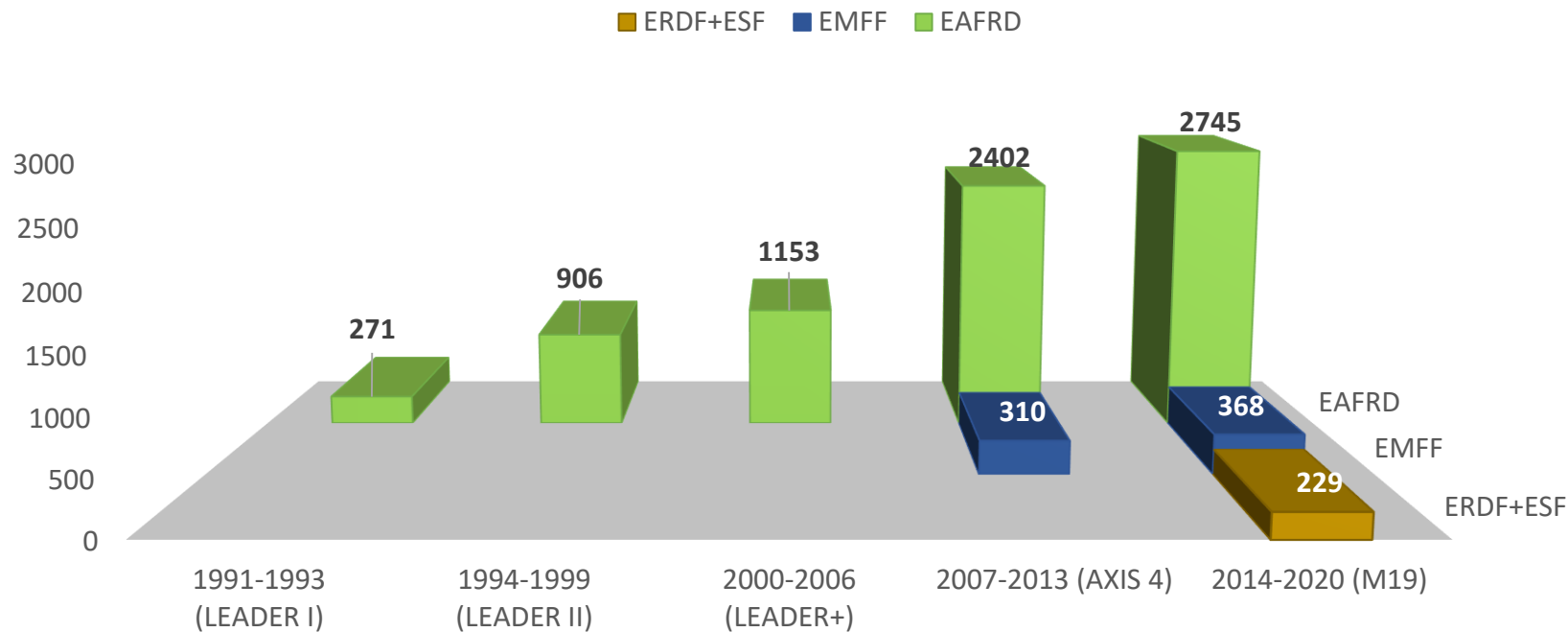


ANNIVERSARY

# The origins...



# Growing family of CLLD areas: rural – fisheries – urban...



# The origins of fisheries CLLD

1994 - 1999

2000-2006

2007-2013

2014-2020

PESCA

Axis 4

CLLD

Focus	Fisheries sector Restructuring Diversification		Fisheries areas Sustainable devt Quality of life	Integration of fish & aquac sectors in devt of areas Coastal/maritime devt
Delivery	Community initiative		Shared management	Shared management
Funding	FIFG/ERDF/ESF		EFF	EMFF
Budget	ECU 250 million		EUR 520 million	EUR 520 million
Local del.	Various models (incl. Pesca groups) (#?)		FLAGs (312)	FLAGs (368)
Network	Limited (both EU and national)		FARNET+13 NN	FARNET + 19 NN

# CLLD at a crossroad between sectoral and territorial support

## Challenges of the fisheries **AREAS**

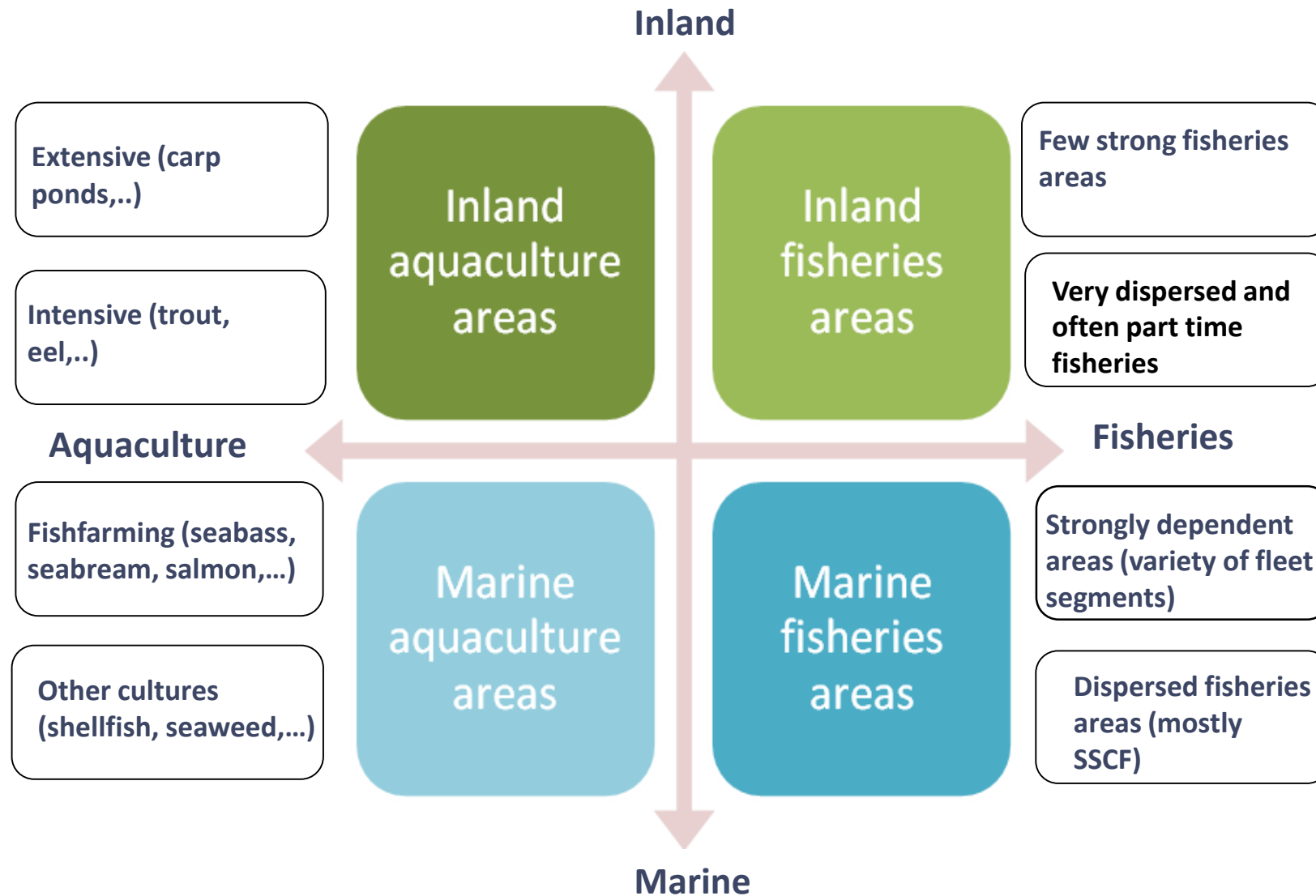
- Urban pressure / remoteness
- Population loss / shifts / ageing population
- High unemployment levels
- Environmental deterioration/climate change
- Space and user conflicts
- Gentrification

## Challenges of the fisheries **SECTOR**

- Resources
- Vulnerability of small scale fisheries
- Marginalisation or primary activities
- Capacity to invest/innovate
- Rising costs (e.g. fuel...)
- Low prices / lack of competitiveness
- Ageing fishermen/generational renewal
- Connecting to the “blue growth”



# FLAGs operate in...






# 368 FLAGs IN EUROPE

**FLAG budget:**  
**€1.9 million average**  
(€360 000 – €10M)

**€700 million total public**  
(€519 EMFF/ 10% of EMFF)

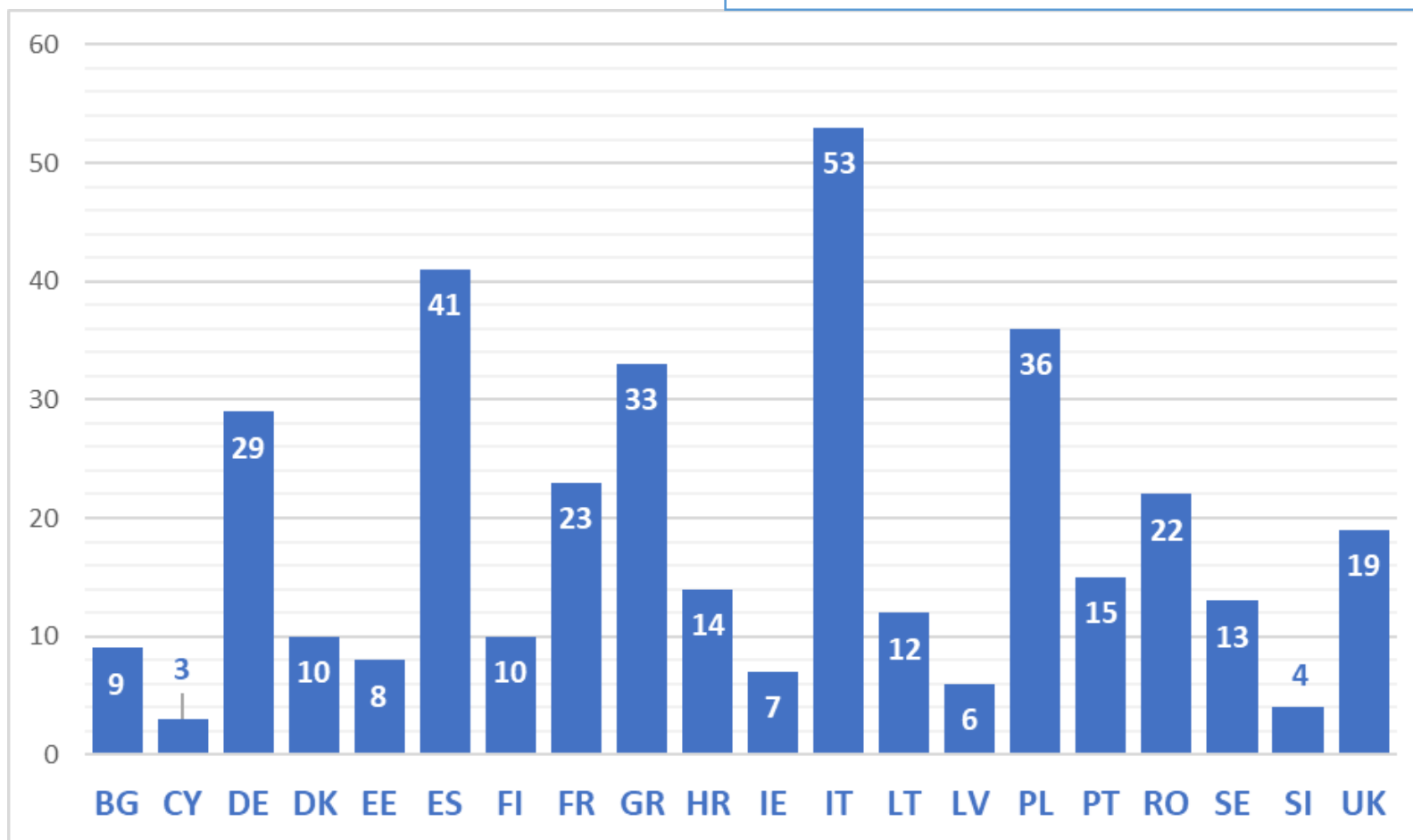
**20 Member States**

**FLAGs**  
**February 2018**

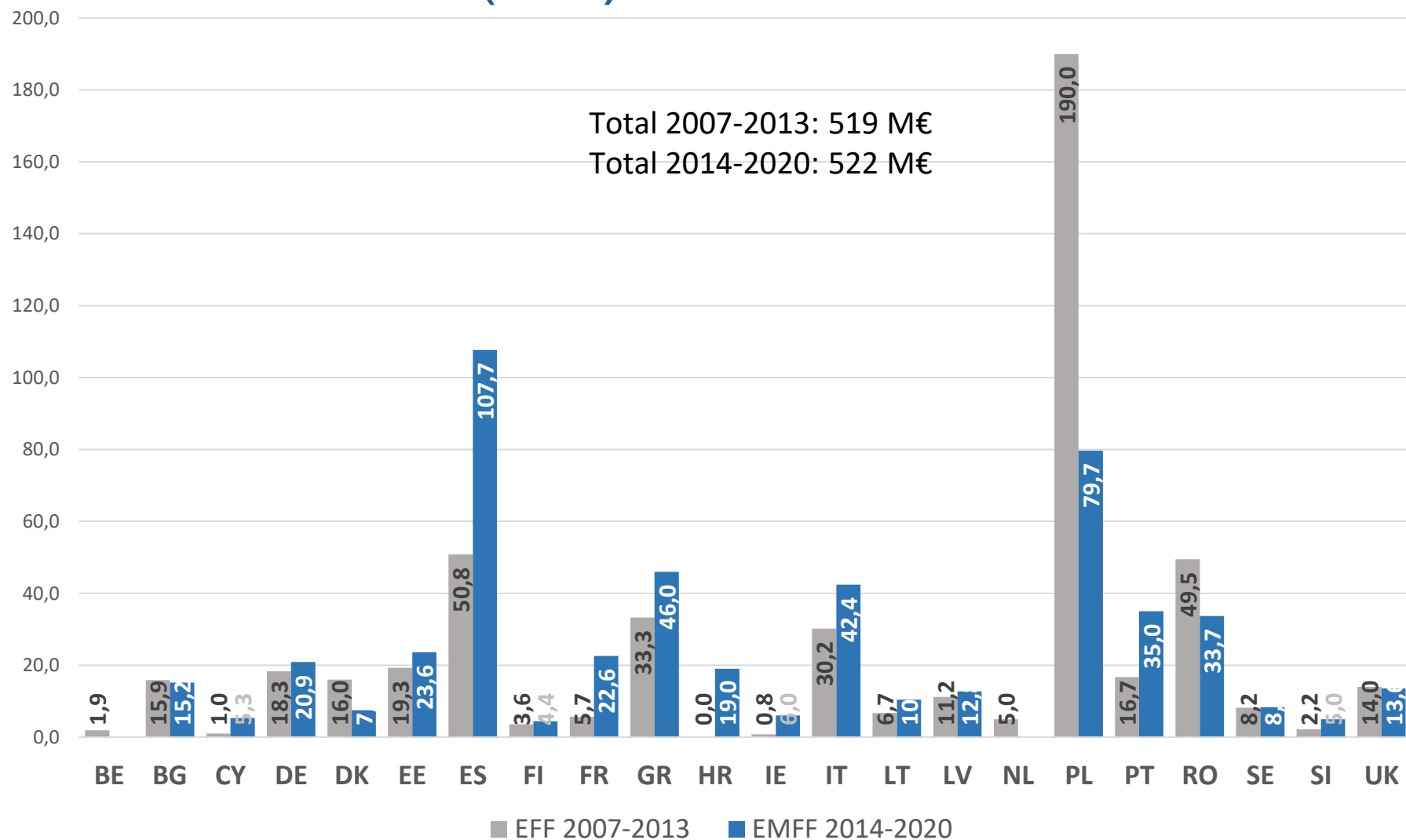


# NUMBER OF FLAGS BY MEMBER STATE

368 FLAGS in 20 MS



# EFF/EMFF budgets allocated to CLLD by Member State (M€)



# FARNET work on CLLD delivery 2018-2019

- Initial identification of issues: September 2018
- Survey of FLAGs
- 5 case studies
- Intensive work on CLLD delivery at FARNET Managing Authorities meetings



- Preparation of a guide for Managing Authorities on „Delivering CLLD effectively” (working title), to be issued early 2020

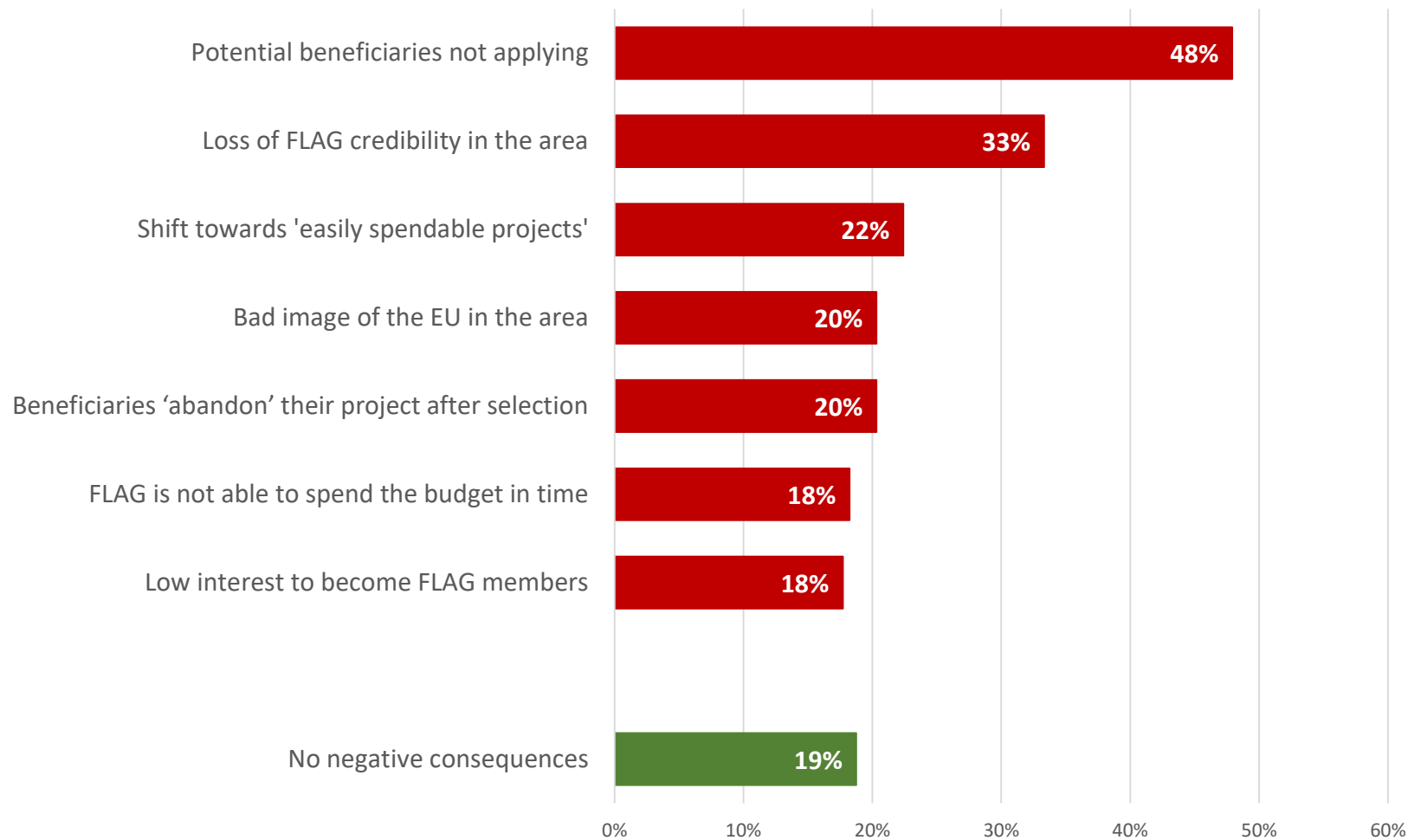
# FLAG survey on CLLD delivery

- **Questionnaire** to all FLAGs (Jan. 2019):
  - Time needed for each delivery step
  - Key barriers at each stage
  - Consequences of delivery issues for the FLAG area
  - Good (and bad) practices
- Responses from 198 FLAGs
- Complemented by in-depth case studies in 5 MS (EE, FR, GR, PL and SE)
- Preliminary results available:  
[https://ec.europa.eu/fisheries/sites/fisheries/files/2019-06-12-farnet\\_en.pdf](https://ec.europa.eu/fisheries/sites/fisheries/files/2019-06-12-farnet_en.pdf)

# Key conclusions from the FLAG survey

1. CLLD delivery is **complex and time-consuming** in most MS.
2. Most significant barriers:
  - at **application** (additional rules in national legislation and complex application forms)
  - at **approval** (long checks carried out by the MA or IB and restrictive interpretation of eligibility).
3. **Negative consequences:**
  - beneficiaries discouraged from applying
  - loss of credibility by the FLAG
  - negative impact on the image of the EU
  - divert EU funding to sub-optimal projects.
- 4(a) Two thirds of the FLAGs **not involved in the design of delivery systems** or only involved on an **ad-hoc basis**.
- 4(b) National systems considered **helpful in delivering the local strategy** when FLAGs have been involved in **both** design and review of the system.

# Negative consequences of delivery issues





# Purpose of fisheries CLLD funding compared...

2014-2020	2021-2027 proposals
<p><u>CPR objective 8</u>: promoting <b>sustainable and quality employment</b></p> <p><u>EMFF objective 4</u>: Increasing employment and territorial cohesion</p> <p>(a) adding value, jobs, young people &amp; innovation at all stages of the <b>supply chain</b>;</p> <p>(b) <b>diversification inside or outside fisheries</b>, lifelong learning and job creation;</p> <p>(c) enhancing and capitalising on the <b>environment, climate</b> change mitigation;</p> <p>(d) <b>social</b> well-being and cultural <b>heritage</b>;</p> <p>(e) strengthening the role of fisheries communities in local development and <b>governance</b>.</p>	<p><u>CPR objective 5</u>: a <b>Europe closer to citizens</b> by fostering the sustainable and integrated development of urban, rural and coastal areas</p> <p><u>EMFF</u>: To boost <b>economic diversification in a local context</b> through the development of <b>coastal and inland fisheries, aquaculture and a sustainable blue economy</b>. (recital)</p> <p>Sustainable blue economy: <b>all economic activities</b> related to <b>oceans, seas, coasts and inland waters</b>, including emerging sectors and non-market goods and services (definitions)</p> <p>Priority 3: Enabling growth of a <b>sustainable blue economy</b> and fostering <b>prosperous coastal communities</b>.</p> <p>CLLD strategies: local communities better exploit and benefit from the opportunities offered by the sustainable blue economy, capitalising on and strengthening <b>environmental, cultural, social and human resources</b>. (Art. 26.2)</p>

# Compared to current period, the post-2020 proposals:

## ...don't contain:

- Definition of „fisheries and aquaculture areas” or population limits for CLLD areas
- Precise thresholds on decision-making (replaced by a general „no single interest group control”)
- Specific provisions on advance payments
- Higher co-financing rate for CLLD
- Provision for a description of National Network in the OP

## ...contain:

- Stricter time limits for putting first (F)LAGs in place
- New provisions for SCOs, including draft budget

# Cooperation – new elements

- Currently cooperation limited to other LAGs or FLAGs (from the same or another MS), local public-private partnerships implementing CLLD strategies within or outside EU. **No such definition in post-2020 proposals**
- Currently MAs can select cooperation projects (exception to the rule that FLAGs select projects). **No such exception in post-2020 proposals**



**farnet**  
fisheries areas network



**Thank you very much!**  
**Hvala!**

[pedro@farnet.eu](mailto:pedro@farnet.eu)

[www.farnet.eu](http://www.farnet.eu)

follow us on



*The content and views expressed in this presentation are those of the author(s) and not those of the European Commission.*

